

# BUSIA

## NUTRITION INVESTMENT CASE

**≡ KENYA**



Despite progress, malnutrition in Busia remains a severe public health problem. However, the County government has demonstrated political commitment for preventing malnutrition by investing in the scale-up of nutrition interventions. With the support of Nutrition International, county leadership and policymakers developed the Busia County Nutrition Action Plan (CNAP) 2019-2023, which sets ambitious targets for the scale-up of nutrition interventions over a five year period. The plan identifies priority multi-sectoral nutrition actions for each sector, defines targets for each intervention, and provides a monitoring and accountability framework as well as costing of interventions, which the county can use for subsequent planning and budgeting. This Investment Case highlights the potential health impacts and economic benefits of scaling up the high-impact preventative nutrition-specific interventions included in the Busia County CNAP.<sup>1</sup>

### BUSIA COUNTY CNAP (2019-2023)

TOTAL COST OVER FIVE YEARS: COST OF HIGH-IMPACT PREVENTATIVE INTERVENTIONS:

**KSh2.18B**

(US \$20.89M)

**KSh801M**

(US \$7.69M)

### PROJECTED HEALTH IMPACT:

**4,686** cases of stunting averted

**1,231** child deaths averted

**5,005** cases of adolescent anaemia averted

**17,122** cases of anaemia in pregnancy averted

<sup>1</sup> While all costs and programs included in the CNAP are important, it is not possible to model the impact of nutrition-sensitive, public health and enabling environment interventions due to lack of evidence of their effects.

## THE COST OF MALNUTRITION

### HEALTH IMPACTS

The Cost of Hunger in Africa (COHA) Kenya study highlighted the high levels of child undernutrition and their lasting health and human capital consequences for the country. The COHA model was used to estimate the level of morbidity, mortality, school repetition, school dropout and reduced physical capacity that can be directly associated with a person's undernutrition before the age of five. It is estimated that 22.2% of children under the age of five (KDHS 2014), which is equivalent to 34,029 children in Busia, were stunted. Moreover, malnutrition causes an estimated 10,627 cases of low birth weight and underweight annually. Overall, undernutrition in Busia costs the health system approximately KSh 158M per year (US \$1.52M.)

### HUMAN CAPITAL AND ECONOMIC IMPACTS

In addition to the impacts stunting has on the health of individuals, it can also affect cognitive development in children – and, in turn, reduce a child's educational performance, resulting in increased grade repetition and dropouts. It is estimated that there are 440 cases of grade repetition in Busia annually due to stunting, which costs an estimated KSh 5.47M (US \$52,000) annually to the education system and families.

In addition, stunting affects future economic productivity via increased mortality (i.e. loss of workforce) and lowered labour productivity. Based on the latest data available, it is estimated that the annual losses in economic productivity due to malnutrition in Busia were KSh 191M (US\$ 1.83M.) Overall, the annual cost of malnutrition in Busia is KSh 355M (US \$3.41M), which represents 0.73% of its GDP.

## THE COST OF MALNUTRITION

### ANNUAL HEALTH COST

**KSH 158M**  
(US \$1.52M)

### ANNUAL EDUCATION COST

**KSH 5.47M**  
(US \$52,000)

### ANNUAL PRODUCTIVITY COST

**KSH 191M**  
(US \$1.83M)

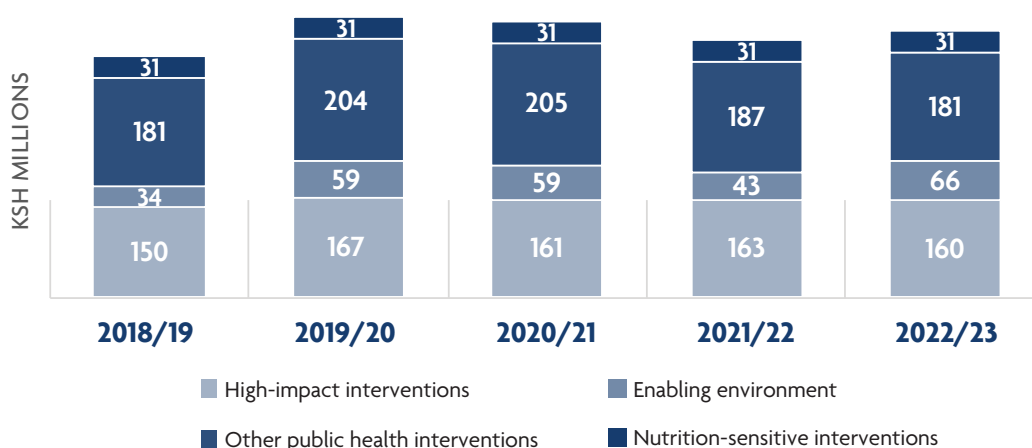
# BUSIA'S COUNTY NUTRITION ACTION PLAN

## TOTAL COST OVER FIVE YEARS

The total public investment required to deliver the Busia CNAP is estimated to be KSh 2.18B (US \$20.89M) between 2019 and 2023. Within the CNAP, 37% is allocated to high-impact nutrition interventions, 7% to nutrition-sensitive interventions, 44% to other public health interventions, and 12% to health and nutrition system and infrastructure costs (enabling environment.) This average annual cost of the CNAP is KSh 435M (US \$4.18M) per year.

Category	Total Cost (KShB)	Total Cost (US \$M)	Total cost (%)
High-impact interventions (with severe acute malnutrition treatment)	0.80	7.69	37%
Nutrition-sensitive interventions	0.15	1.48	7%
Other public health interventions	0.96	9.21	44%
Enabling environment	0.26	2.51	12%
<b>Total</b>	<b>2.18</b>	<b>20.89</b>	<b>100%</b>

## CNAP COSTS BY CATEGORY





## COST OF HIGH-IMPACT NUTRITION INTERVENTIONS

Within the package of evidence-based high-impact preventative nutrition interventions included in the Busia CNAP, the total cost for each preventative intervention over five years is KSh 61M (US \$0.59M) for vitamin A supplementation (VAS), KSh 26M (US \$0.25M) for iron and folic acid supplementation (IFAS) in pregnancy, KSh 248M (US \$2.39M) for infant and young child feeding (IYCF), KSh 187M (US \$1.80M) for weekly iron and folic acid supplementation (WIFAS) for adolescent girls, and KSh 6.92M (US \$0.07M) for other high-impact interventions. In addition, the CNAP estimates that KSh 270.88M (US \$2.60M) is needed for the treatment of severe acute malnutrition.

### ANNUAL COST OF HIGH-IMPACT NUTRITION INTERVENTIONS:

PER CAPITA

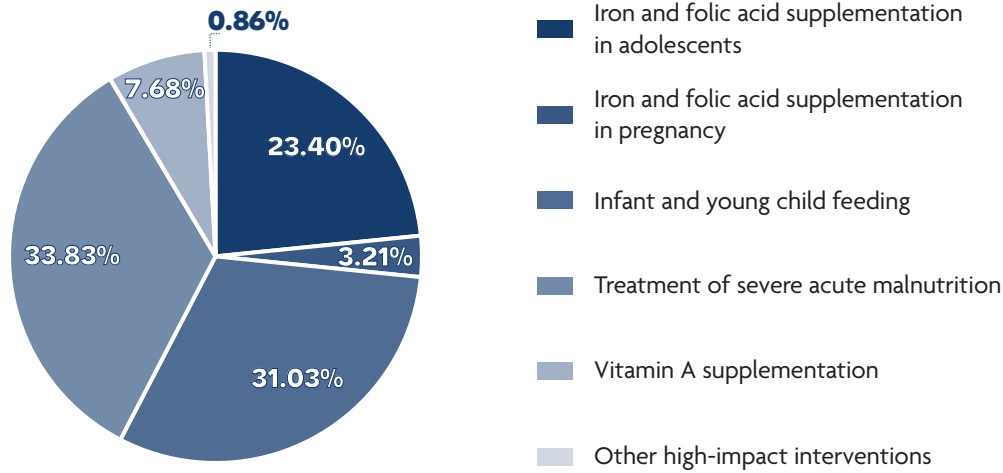
**KSH 171.14**  
(US \$1.64)

PER PREGNANT WOMAN, ADOLESCENT  
GIRL AND CHILD (UNDER FIVE)

**KSH 498.50**  
(US \$4.79)



## BREAKDOWN OF THE COSTS OF HIGH-IMPACT NUTRITION INTERVENTIONS

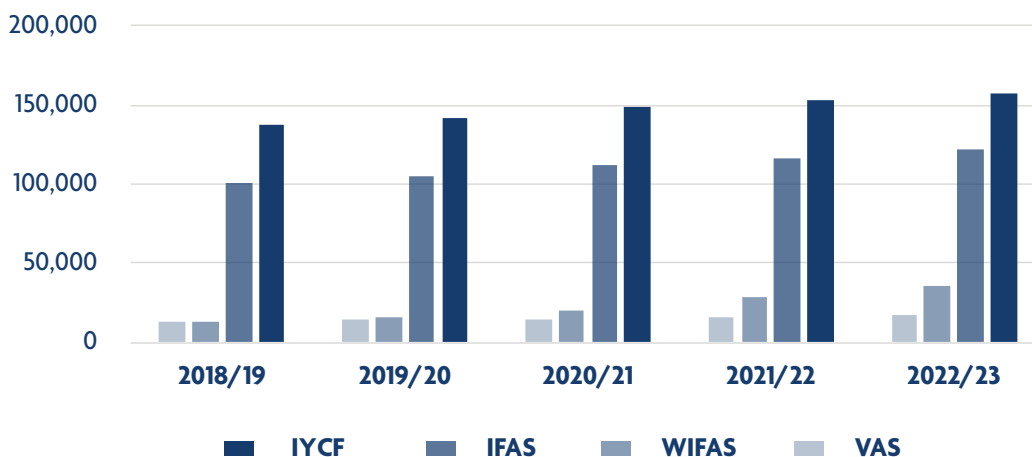


## THE HEALTH AND ECONOMIC BENEFITS OF INVESTING IN NUTRITION

### INTERVENTION REACH

The preventative high-impact nutrition interventions within the CNAP will reach an average of 303,500 newborns, children, adolescent girls and pregnant women annually. The interventions with the highest reach over five years are VAS, WIFAS and IFAS in pregnancy.

### REACH OF HIGH-IMPACT NUTRITION INTERVENTIONS



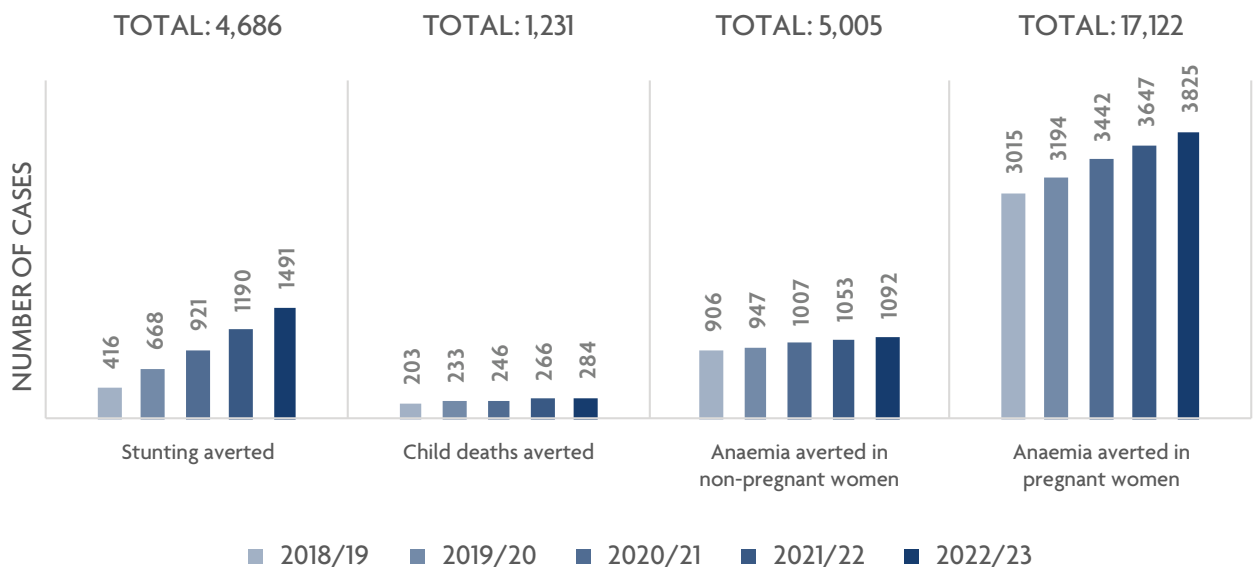
Intervention	Total reach over five years
WIFAS	558,159
IFAS	75,416
IYCF	114,678
VAS	738,974

## HEALTH IMPACTS

The nutrition interventions within the Busia CNAP are projected to have a significant impact on the health of newborns, children, adolescent girls, and pregnant women. The interventions are projected to result in 4,686 additional alive, non-stunted children (a reduction of the prevalence of stunting by approximately 4% within five years.) The interventions are projected to result in 22,127 cases of anaemia averted, including 5,005 in adolescent girls and 17,122 in pregnant women. This impact will reduce the prevalence of anaemia in pregnant women by approximately 10.8%. In addition, the interventions are projected to result in 4,073 cases of wasting averted, which will reduce the prevalence of wasting in children under five by 1.7%.

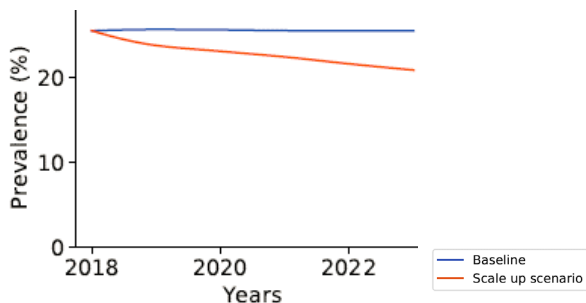
Overall, the interventions are projected to result in 1,231 child deaths averted. The sum of these health impacts results in a potential 81,340 Disability Adjusted Life-Years (DALYs)<sup>2</sup> averted. In addition to the health impact, these interventions will lead to cognitive and human capital impacts over time such as increased IQ and educational attainment.

## HEALTH IMPACTS OF HIGH-IMPACT INTERVENTIONS

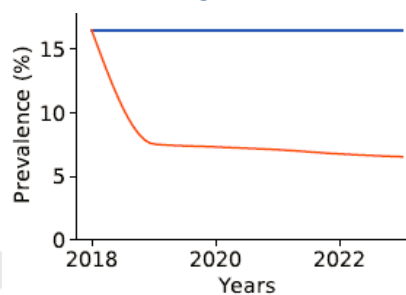


<sup>2</sup>A Disability-Adjusted Life-Year (DALY) averted can be thought as one lost year of "healthy" life.

### Prevalence of Stunting in Children



### Prevalence of Iron Deficiency Anaemia in Pregnant Women



The CNAP is projected to make a relative reduction of 18.1% in the prevalence of stunting, of 25.9% in the prevalence of anaemia in pregnant women, and of 75.8% in the prevalence of wasting by 2023, which represent important gains towards the World Health Assembly Global Nutrition Targets.

## COST-EFFECTIVENESS AND BENEFIT-COST

There is a strong evidence base demonstrating that the high-impact preventative nutrition interventions included in the Busia CNAP are highly cost-effective. It is estimated that the cost per case of stunting in children is KSh 28,436 (US \$273.) Additionally, the cost per case of anaemia averted is projected to be KSh 2,873 (US \$27.58) for IFAS in pregnancy and KSh 6,297 (US \$60.46) for WIFAS for adolescent girls.

By translating this level of health impact into DALYs averted, it is estimated that investing in the high-impact nutrition interventions costs only KSh 9,843 (US \$94.50) per DALY averted. Using a Value of Statistical Life-Year for Kenya, the CNAP is also estimated to yield a benefit-cost ratio of 36:1 in the long-term, which is indicative of excellent value for money from this investment.

## HIGH-IMPACT INTERVENTION COST-EFFECTIVENESS: VERY COST EFFECTIVE

COST PER DALY AVERTED

**KSh 9,843.36**  
(US \$94.50)

BENEFIT-COST RATIO

**36:1**

# RECOMMENDATIONS

## Recommendation 1:

County investment in nutrition is essential to reaching Kenya's national targets and the global Sustainable Development Goals.

To accelerate and scale up efforts towards the elimination of malnutrition as a public health problem, county governments must make adequate budget allocations to nutrition – critical nutrition interventions have not been implemented as a result of resource constraints. Dramatic improvements in funding are needed to meet nutrition targets and reach the World Bank's estimated US \$30 per child target (WB 2014.) County governments aim to improve planning and budgeting for nutrition and have endorsed the CNAPs. Counties should take on resource mobilization with more vigor, both supporting the tracking of national nutrition budgets and mobilizing domestic and external funding. Advocacy for increased resources for nutrition should realistically consider what governments can allocate for nutrition among competing priorities.

## Recommendation 2:

County investment in the right evidence-based and cost-effective high-impact nutrition interventions should be prioritized to ensure health, human capital and economic benefits are generated.

The CNAP seeks to provide a roadmap for scaling up the nutrition sector at the county-level and improve service delivery reaching the most vulnerable population. It also serves as a reference document for stakeholders to design and prioritizing appropriate interventions. The CNAP identifies low-cost, high-impact interventions under the various key result areas, which counties can use for planning and budgeting purposes. It is important for counties to prioritize the high- impact preventative nutrition interventions identified by the Lancet Series on Maternal and Child Undernutrition (2013) amid competing demands to ensure that counties are making the most efficient use of scarce resources for reducing the burden of malnutrition on people's lives as well as the substantial economic implications associated with malnutrition incurred in health care, education, and labour productivity as outlined in the County Investment Case.

## Recommendation 3:

Strengthen the enabling environment and coordination of nutrition interventions at county (sub-national) level

Most nutrition expenditures are undertaken at county-level, but there are no institutionalized frameworks for coordinating interventions from various sectors. The CNAP identifies coordination frameworks for nutrition at county and sub-county level. Counties should support the formation and functioning of multisectoral nutrition committees to oversee CNAP implementation. Increased engagements across sectors both internally and externally will facilitate improved coordination. Additionally, political commitment has been noted as a key driver in advancing plans and an essential element in prioritizing the fight against under nutrition. Counties are encouraged to promote continued advocacy and meaningful communication to people (particularly in leadership positions) not previously familiar with nutrition issues to mobilize sustainable actions. Sustained commitment will be required to address the complex and long-term challenges in the actual implementation of scale up plans.

## Recommendation 4:

Improve data management for decision making

The CNAP defines a common results measurement and accountability framework for county actions. There is a clear need to routinely collect and collate nutrition data from various sectors to inform planning and budgeting and provide clarity on equity and efficiency issues. This data must be discussed in the various coordination meetings to inform county decisions.